

### Abbott Claim

**Yamhill-Carlton AVA**

Soil: Sedimentary-Wellsdale  
400-475 elevation S-SE inclination

*Savory, floral and spice focused.*

Lively notes of rainier cherry and passionfruit are wrapped in hazelnut, fennel seed and sandalwood. A brushed velvet texture on the palate calls for savory dishes and hard cheeses.

*Artwork depicting harvest*

### Bonnie Jean


**Yamhill-Carlton AVA**

Soil: Sedimentary-Wellsdale  
400-450 elevation S-SE inclination

*Savory, floral and spice focused.*

A luscious blend of raspberry, marionberry, rose petal, jasmine, and graham cracker are intertwined in a seamless mouthfeel.

*Artwork recognizes the original cherry orchard plantings on the vineyard property*



### Hirschy


**Yamhill-Carlton AVA**

Soil: Sedimentary-  
Windy Gap & Dupee  
350-375 elevation SE-SW inclination

*Savory, floral and spice focused.*

Spiced red and black fruits with aromatic notes of red cedar and cola. Rich, juicy and brooding on the palate.

*Artwork depicts the pond at Hirschy Vineyard, a natural habitat for local wildlife*



### McCrone


**Yamhill-Carlton AVA**

Soil: Sedimentary - Willakenzie  
400 elevation S-SW inclination

*Savory, floral and spice focused.*

Beautifully complex notes of blackberry, raspberry, red currant and gardenia. The rich power of the vintage serves this vineyard well.

*Artwork of our annual barrel tasting*



### Savoya


**Yamhill-Carlton AVA**

Soil: Sedimentary - Willakenzie  
350-450 elevation SE inclination

*Savory, floral and spice focused.*

Hypnotic notes of sandalwood, allspice and clove deepen the luxurious notes of ripe black cherry and blueberry. Broad silky tannins coat the palate with a savory sustaining finish.

*Original label showing the cold and wet days of winter pruning*



### Shea


**Yamhill-Carlton AVA**

Soil: Sedimentary - Willakenzie  
450-600 elevation S inclination

*Savory, floral and spice focused.*

Juicy fruits of marionberry and blueberry leap out of the glass cloaked in heady notes of cedar, lily and violet.

*Artwork shows the practice of shoot-positioning*



### Tanager


**Yamhill-Carlton AVA**

Soil: Sedimentary - Willakenzie  
350-400 elevation W inclination

*Savory, floral and spice focused.*

Bright bing cherry and star anise mingle with subtle tastes of vanilla, sesame, and sandalwood. Soft and mouth filling tannin.

*Artwork depicts an American Kestrel which is used in our falconry program for vineyard pest control*



## KEN WRIGHT CELLARS

# 2020 Vintage

## LABELS & VINEYARD CHARACTERISTICS

*"Source is Everything" - KW*

### Bryce


**Ribbon Ridge AVA**

Soil: Sedimentary - Willakenzie  
300 elevation S-SE inclination

*Savory, floral and spice focused.*

Showy notes of candied blueberry and red currant are piqued with hints of cinnamon bark. Full bodied with firm mouth coating tannins.

*Artwork is an homage to the late Bryce Bagnall, the original owner*



### Latchkey


**Dundee Hills AVA**

Soil: Volcanic Rock - Jory  
500 elevation E-SE inclination

*Red fruit focused.*

Red fruits of strawberry, bing cherry and red plum swirl with sweet hints of vanilla, and brioche.

*Artwork shows Latchkey Vineyard through winery's 200 year-old doors*



### Canary Hill


**Eola-Amity AVA**

Soil: Volcanic Rock - Jory & Nekia  
450-550 elevation East inclination

*Blue and black fruit focused.*

Elegant black cherry, cranberry and blackberry fruits are rounded with earthen notes, red cedar and vanilla bean. Bright acidity melts into a silky finish.

*Artwork shows Dick and Nancy Daniel (original owners) planting the vineyard in 1983*



### Carter


**Eola-Amity AVA**

Soil: Volcanic Rock - Nekia  
325 elevation West inclination

*Blue and black fruit focused.*

Aromas of black cherry, leather, turned earth and vanilla on the nose play nicely with bold flavors of blackberry and dark plum. Structured and masculine on the palate.

*Artwork shows typical profile of this basalt filled site*



### Freedom Hill


**Willamette Valley AVA**

Soil: Sedimentary - Bellpine  
450 elevation SE inclination

*Savory, floral and spice focused.*

Black cherry, orange blossom, grapefruit, and anise are intertwined with tastes of savory red fruits. Concentrated and powerful finish.

*Artwork showing the practice of racking with inert gas*



### Guadalupe

**Willamette Valley AVA**

Soil: Sedimentary - Willakenzie  
350 elevation S inclination

*Savory, floral and spice focused.*

Savory notes of shitake mushroom and turned earth are brightened by red currant raspberry and rhubarb. Lively and lithe on the palate with beautiful color, aroma and concentration.

*Artwork shows punching down the fermentation cap*

