


Abbott Claim

Yamhill-Carlton AVA

Soil: Sedimentary-Wellsdale
400-475 elevation S-SE inclination

Floral & Spice Focused
Rose petal, blueberry and bramble fruits with underlying umami and cedar. Hints of candied grapefruit and cranberry on the soft and luscious palate.

Artwork depicting harvest




Bonnie Jean

Yamhill-Carlton AVA

Soil: Sedimentary-Wellsdale
400-450 elevation S-SE inclination

Floral & Spice Focused
Earthy notes of mushroom and cocoa mingle with black plum, boysenberry, and black currant. Silky and lithe on the palate with raspberry, red plum and milk chocolate.

Artwork recognizes the original cherry orchard plantings on the vineyard property




Hirschy

Yamhill-Carlton AVA

Soil: Sedimentary-Windy Gap & Dupee
350-375 elevation SE-SW inclination

Floral & Spice Focused
Dark fruits of plum, kirsch cherries are folded into sweet spices of black licorice and molasses. Delicate and light on its feed with bright bramble notes, rose petal and lilies on the palate.

Artwork depicts the pond at Hirschy Vineyard, a natural habitat for local wildlife




McCrone

Yamhill-Carlton AVA

Soil: Sedimentary - Willakenzie
400 elevation S-SW inclination

Floral & Spice Focused
Rich dark color. Black cherry, raspberry, mushroom, and dried rose petal on the nose. Cherry cola and tea leaves are open and graceful on a soft and supple palate.

Artwork of our public barrel tasting




Savoya

Yamhill-Carlton AVA

Soil: Sedimentary - Willakenzie
350-450 elevation SE inclination

Floral & Spice Focused
Lush blackberries, blueberries, and turned earth are perfumed with lily of the valley. Rose petal and dark fruits are bright and lithe on the palate.

Original label showing the cold and wet days of winter pruning




Shea

Yamhill-Carlton AVA

Soil: Sedimentary - Willakenzie
450-600 elevation S inclination

Floral & Spice Focused
Lush blackberries, blueberries, and turned earth are perfumed with lily of the valley. Rose petal and dark fruits are bright and lithe on the palate.

Artwork shows the practice of shoot-positioning



Tanager

Yamhill-Carlton AVA

Soil: Sedimentary - Willakenzie
350-400 elevation W inclination

Floral & Spice Focused
Savory notes of cedar and roasted chestnuts surround fruits of cranberry and black currant. Velvety and lush tannins linger on the palate.

Artwork depicts an American Kestrel which is used in our falconry program for vineyard pest control




KEN WRIGHT CELLARS

2019 Vintage

LABELS & VINEYARD CHARACTERISTICS

"Source is Everything" - KW




Bryce

Ribbon Ridge AVA

Soil: Sedimentary - Willakenzie
300 elevation S-SE inclination

Floral & Spice Focused
Complex and brooding. Rich, sweet floral notes of jasmine savory notes of sorrel and shiso leaf dance with salted caramel and honey crisp apple.

Artwork is an homage to the late Bryce Bagnall, the original owner



Latchkey

Dundee Hills AVA

Soil: Volcanic Rock - Jory
500 elevation E-SE inclination

Fruit Focused
Red fruits of raspberry, dried strawberry shine from start to finish. Feminine hints of daphne and rose petal accompany earthy notes of shitake mushroom on the palate.

Artwork shows Latchkey Vineyard through winery's 200 year-old doors




Canary Hill

Eola-Amity AVA

Soil: Volcanic Rock - Jory & Nekia
450-550 elevation East inclination

Fruit Focused
Dark concentrated color. Black cherry, black plum, marionberry, savory cranberry and cedar. Lush and abundant tannins, bright acidity, with cherry and raspberry on the palate.

Artwork shows Dick and Nancy Daniel (original owners) planting the vineyard in 1983



Carter

Eola-Amity AVA

Soil: Volcanic Rock - Nekia
325 elevation West inclination

Fruit Focused
Floral hints of fresh linen, hyacinth lilt over blackberry and black cherry preserve. Great acid and structure lead to a mouthwatering finish.

Artwork shows typical profile of this basalt filled site




Freedom Hill

Willamette Valley AVA

Soil: Sedimentary - Bellpine
450 elevation SE inclination

Floral & Spice Focused
Brooding and dark blackberry with hints of Five Spice, cocoa nibs and fresh honey. Open and inviting on the palate with flavors of chocolate and savory boysenberry.

Artwork showing the practice of racking with inert gas



Guadalupe

Willamette Valley AVA

Soil: Sedimentary - Willakenzie
350 elevation S inclination

Floral & Spice Focused
Notes of spice cake, turned earth, tea leaves, gingerbread and crimini mushroom. Juicy raspberry with beautifully integrated and mouth filling tannin on the palate.

Artwork shows punching down the fermentation cap