





KEN WRIGHT CELLARS LABELS & VINEYARD CHARACTERISTICS



Abbott Claim
Yamhill-Carlton AVA
Soil: Ancient Marine Sediments
400-475 elevation S-SE inclination

Floral & Spice Focused
Darker fruit profile than our
other sedimentary sites
Lush in the mouth
(Cassis, Clove, Anise, Plum)


Artwork depicting harvest



McCrone
Yamhill-Carlton AVA
Soil: Sedimentary - Willakenzie
400 elevation S-SW inclination

Floral & Spice Focused
Highest natural tannins of all our
sedimentary sites
(Briary, Tobacco, Fresh-turned
Earth qualities)


Artwork of our public barrel
tasting



Canary Hill
Eola-Amity AVA
Soil: Volcanic Rock - Jory/Nekia
450-550 elevation East inclination

Fruit Focused
Modest structure, light tannins
and bright acidity
Red and Blue fruits
(blueberry, cherry)


Artwork shows Dick and Nancy
Daniel (original owners) planting
the vineyard in 1983



Meredith Mitchell
McMinnville AVA
Soil: Volcanic Rock - Yamhill
550 elevation S inclination

Fruit Focused
Most natural tannins & acidity of
all our sites
Dark profile of Blue & Black fruit
(black currant/cassis)


Artwork honoring the perfect
marriage of food and wine



Carter
Eola-Amity AVA
Soil: Volcanic Rock - Nekia
325 elevation West inclination

Fruit Focused
Moderate tannins and acidity
Blue fruit
(plum, blueberry, black cherry)


Artwork shows typical profile of
this basalt filled site



Nysa
Dundee Hills AVA
Soil: Volcanic Rock - Jory
650 elevation SE-NE inclination

Fruit Focused
Least structured - less tannin &
acidity, textural, elegant
Red fruit (strawberry, light
raspberry, cherry)


Artwork depicts the critical step
of fruit sorting



Freedom Hill
Coastal Range
Soil: Sedimentary - Bellpine
450 elevation SE inclination

Floral & Spice Focused
Brighter acidity than most
sedimentary sites
Red & Blue fruits
(Cola, Fresh-turned Earth qualities)


Artwork showing the practice of
racking with inert gas



Savoya
Yamhill-Carlton AVA
Soil: Sedimentary - Willakenzie
350-450 elevation SE inclination

Floral & Spice Focused
Forward & lush in its youth
(Cola, hint of Tobacco,
Black Cherry)


Original label showing the cold
and wet days of winter pruning



Guadalupe
should be
Yamhill-Carlton AVA
Soil: Sedimentary - Willakenzie
350 elevation S inclination

Floral & Spice Focused
Very forward & attractive in its
youth (Chocolate, Cola, Raspberry,
Black Cherry)

Artwork shows punching down
the fermentation cap



Shea
Yamhill-Carlton AVA
Soil: Sedimentary - Willakenzie
450-600 elevation S inclination

Floral & Spice Focused
Seamless palate weight
Red & Blue fruit (Anise, Cola,
Raspberry, Black Cherry)

Artwork shows the practice of
shoot-positioning