


Abbott Claim
Yamhill-Carlton AVA
Soil: Ancient Marine Sediments
400-475 elevation S-SE inclination

Floral & Spice Focused
Tart cherry, pomegranate &
grapefruit with notes of
cardamom, anise and
fresh cut pine


Artwork depicting harvest



Bonnie Jean
Yamhill-Carlton AVA
Soil: Wellsdale
400-450 elevation S-SE inclination

Floral & Spice Focused
Youthful and forward with fresh
berries, dried spice, red currants,
cherries and cola


Artwork recognizes the original
cherry orchard plantings on the
vineyard property



Bryce
Ribbon Ridge AVA
Soil: Sedimentary - Willakenzie
300 elevation S-SE inclination

Floral & Spice Focused
Brambly red fruit, distinctive
minerality and warm spices of
clove and anise


Artwork is an homage to the late
Bryce Bagnall, the original owner



Canary Hill
Eola-Amity AVA
Soil: Volcanic Rock - Jory/Nekia
450-550 elevation East inclination

Fruit Focused
Modest structure, light tannins and
bright acidity. Red and blue fruit -
juicy red plum, pie cherry, and
marionberry


Artwork shows Dick and Nancy
Daniel (original owners) planting
the vineyard in 1983



Carter
Eola-Amity AVA
Soil: Volcanic Rock - Nekia
325 elevation West inclination

Fruit Focused
Moderate tannins and acidity
Blue & black fruit
black cherry, blueberry,
blackberry and plum skin


Artwork shows typical profile of
this basalt filled site



Freedom Hill
Coastal Range
Soil: Sedimentary - Bellpine
450 elevation SE inclination

Floral & Spice Focused
Brighter acidity than most
sedimentary sites. Red fruits, lush
mouthfeel, juicy strawberry,
watermelon with hints of leather &
fresh-turned Earth qualities

Artwork showing the practice of
racking with inert gas




Guadalupe
should be
Yamhill-Carlton AVA
Soil: Sedimentary - Willakenzie
350 elevation S inclination

Floral & Spice Focused
Very forward & attractive in its
youth with a depth of flavor -
raspberry, black cherry, mulberry
& five-spice

Artwork shows punching down the
fermentation cap




KEN WRIGHT CELLARS LABELS & VINEYARD CHARACTERISTICS



McCrone
Yamhill-Carlton AVA
Soil: Sedimentary - Willakenzie
400 elevation S-SW inclination

Floral & Spice Focused
Highest natural tannins of all our
sedimentary sites - briary fruits with
raspberry sorbet, candied cherry,
fresh-turned Earth & toasted
hazelnuts


Artwork of our public barrel tasting



Meredith Mitchell
McMinnville AVA
Soil: Volcanic Rock - Yamhill
550 elevation S inclination

Fruit Focused
Most natural tannins & acidity of
all our sites. Dark profile of blue &
black fruit, nervy & powerful with
blackberry, cassis and ripe
watermelon


Artwork honoring the perfect
marriage of food and wine



Nysa
Dundee Hills AVA
Soil: Volcanic Rock - Jory
650 elevation SE-NE inclination

Fruit Focused
Least structured with less acidity
& tannins. Texturally elegant
black raspberry, strawberry, and
hints of coriander


Artwork depicts the critical step of
fruit sorting



Savoya
Yamhill-Carlton AVA
Soil: Sedimentary - Willakenzie
350-450 elevation SE inclination

Floral & Spice Focused
Black cherry, cranberry,
pomegranate with earthy cola
and saddle leather notes


Original label showing the cold
and wet days of winter pruning



Shea
Yamhill-Carlton AVA
Soil: Sedimentary - Willakenzie
450-600 elevation S inclination

Floral & Spice Focused
Blue fruit, blueberry, black
currant with delicate anise and
cola notes

Artwork shows the practice of
shoot-positioning



Tanager
Yamhill-Carlton AVA
Soil: Sedimentary - Willakenzie
350-400 elevation W inclination

Floral & Spice Focused
Youthful, fresh balanced blue
fruits such as cassis and blueberry

Artwork depicts an American
Kestrel which is used in our
falconry program for vineyard
pest control